









REMOTE LEARNING

St Norbert
College

YEAR 10-12 STUDENT EXPECTATIONS

1	Log into MS Teams at the commencement of each of your regular timetabled classes. Open the team for your timetabled class.	
2	Use a 'like' to indicate your attendance. This will be recorded by your teacher.	
3	Check in SEQTA and MS Teams for instructions and resources regarding the lesson.	
4	Teachers will indicate a method for conducting the lesson either through class meetings, live posts in MS Teams or through work uploaded to SEQTA.	
5	Each week students will need to submit one task to their teacher. This work will be checked and recorded by your teacher.	
6	Year 10 Physical Education and Electives will not run due to the practical nature of the courses. Teachers can require students to continue with ongoing projects or task work.	
7	Notify your teacher of any technical problems immediately.	

*

All College policies including the College Code of Conduct apply during Remote Learning.

